

makfa

CABIN LOCK C05-KP

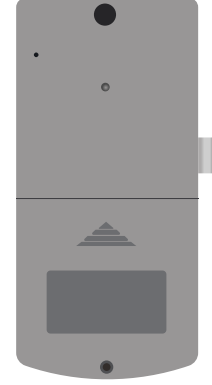


USER GUIDE

To the valued customer;
Thank you for entrusting us with your valuable belongings.
The product you purchased was manufactured by MAKFA Electronics Ltd. in Turkey.

FEATURES

- Stainless Steel Surface.
- Operates with 4 alkaline batteries.
- Ability to connect an adapter.
- Can define a password between 1-10 digits.
- Ability to define user and master passwords.
- Easy user password definition.
- Ability to use master password.
- Easy assembly and installation.
- Alert when cabinet door is forced.



TECHNICAL SPECIFICATIONS

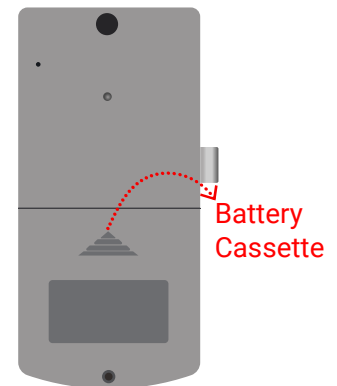
Product Name	:	Makfa Elektronik Cabin Lock
Product Code	:	C05-KP
Power Supply	:	4 Adet Alkalin pil
Static Current	:	$\leq 5\mu A$
Dinamic Current	:	$\leq 250mA$
Working Temp	:	$-25^{\circ}C \sim +65^{\circ}C$
Nem Oranı	:	$\%5 \sim \%95RH$
Working Humidity	:	Stainless Steel Surface
Usage Period	:	More than 100.000 times unlocking

ASSEMBLY

- "After opening the case cover, carefully insert the batteries into the battery compartment while paying attention to the poles.
Your case lock will become active at this stage.

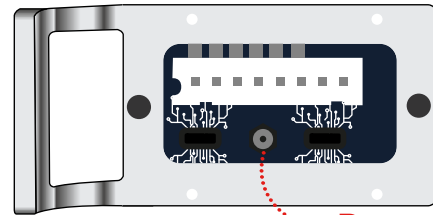


- **PLEASE OPEN THE COVER MANUALLY AND DO NOT BREAK THE LOCK !!!**



FACTORY SETTINGS

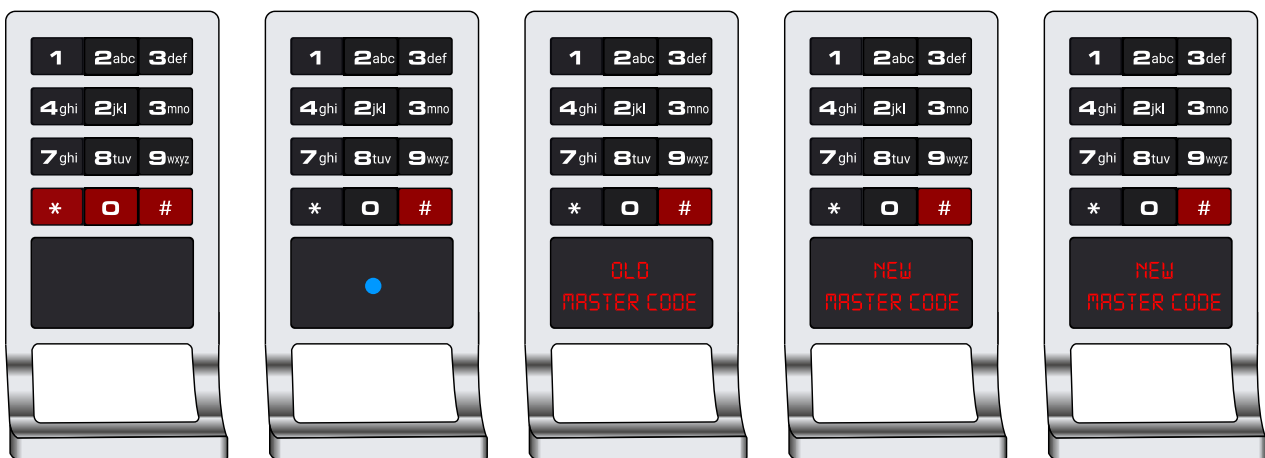
- Press the reset button on the back of the cabin lock four times. All user data will be erased. The cabin lock will return to factory settings. The 'Master' password is "00000000", and the user password is "1111"



→ Press four times...

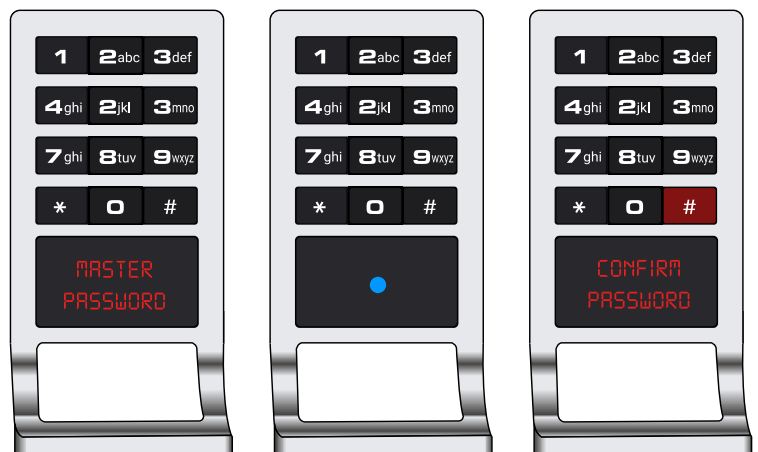
CHANGE MASTER CODE

- Press the "# 0 #"* keys. (The blue LED will start blinking.) Enter the old master password and press the "#" key. Enter the new master password as a 3- or 10-digit number and press the "#" key. Re-enter the new master password and press the "#" key to confirm. The blue LED will turn off, the buzzer will sound twice ("beep, beep"), and the Master PIN code will be successfully changed.
Remark: if the lock tongue is popped (closed state), using the Master code open once, then keep opening state



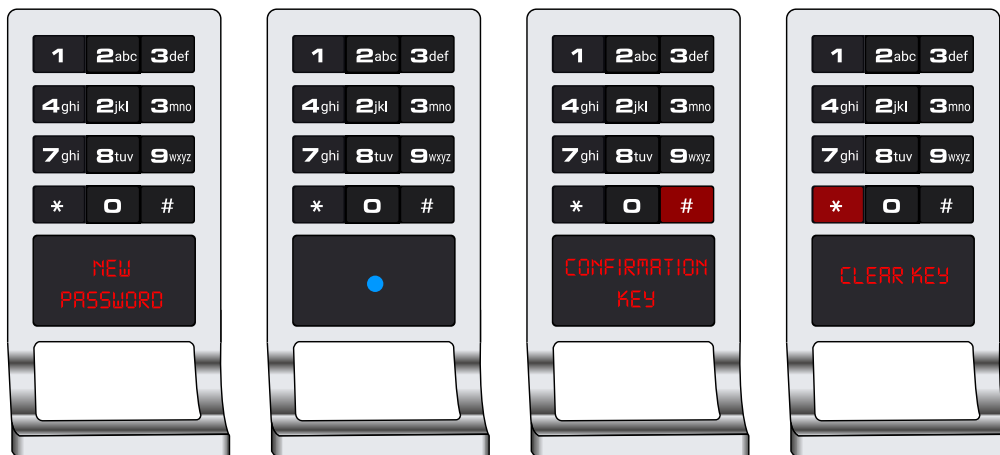
TO OPEN WITH THE MASTER PASSWORD

- Enter your Master Password, and while the Blue LED is flashing, press the '#' button to unlock the cabin lock



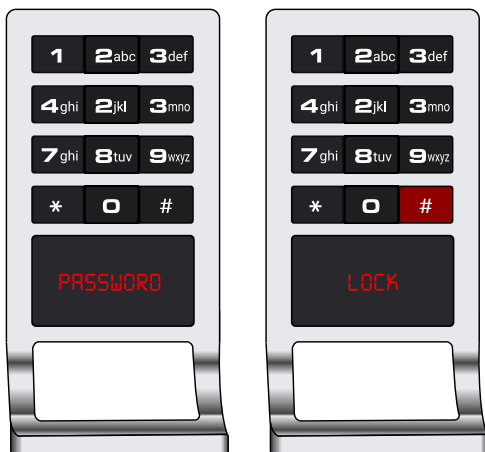
TURN ON LOCK

- Input new pin code, press “#”button to open when the Blue LED flicker, then pull panel you can open door.
- The “*” key is the input clear key, and the “#” key is the input confirmation key.



TURN OFF LOCK

- Public type When cabinet lock at the state of opening(Latch/bolt at the state of retract), push cabinet door to the state of closing, input the password which you set, and press“#” button to confirm, then can turn off lock (Input the password you set ,it can turn on lock again).



OTHER FEATURES

- **Warning Sound Feature**
Provides information about the status by emitting different sounds.
- **LED Warning Feature**
There are 3 different LED warning colors.
Yellow and Red LED indicate low voltage, Blue LED indicates that the lock is open.
- **What to Do if Your Cabinet Lock Doesn't Open**
 1. If the battery isn't strong enough to operate the motor, users can connect an external power source (battery box) to provide power to open the lock.
 2. If users forget the password, they can open the lock by entering the master password.
 3. If the mechanism is faulty, the panel can be removed to put the lock in an open state.
- **When the power is very low, enter the password to open the lock, the red LED will flash and an alarm will sound. After the alarm, you can open the lock approximately 100 times.**
- **Password Length:**
The user password and master password support 3 to 10 digits.
- **Anti-Theft Warning**
When an incorrect password is entered, the Red LED flashes 4 times and the alarm beeps 4 times. If an incorrect password is entered 3 times in a row, the Password Lock function will activate. Users won't receive any response if any button is pressed for the next 5 minutes. This function is used to prevent the password from being stolen by someone else.

makfa

CABIN LOCK C05-KP



USER GUIDE