

makfa

HIDDEN CABIN LOCK

C-13



USER GUIDE

To the valued customer;

Thank you for entrusting us with your valuable belongings.

The product you purchased was manufactured by MAKFA Electronics Ltd. in Turkey.

FEATURES

- Secret Design. No visible panel or keyhole.
- Simply scan your RFID card to unlock.
- No need for a mechanical key.
- Fast lock opening with a reading distance of up to 50 mm.
- Design that doesn't disrupt the appearance of the cabinet.
- Can be mounted both vertically and horizontally.
- Water-resistant ABS lock body shell, stainless steel.
- Low power consumption, lasts 1 year with 4 AA batteries.
- Low battery alarm and automatic opening feature.
- External power connection available if batteries run out.



TECHNICAL SPECIFICATIONS

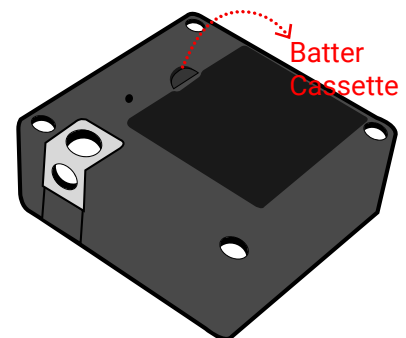
Product Name	:	Makfa Elektronik Cabin Lock
Product Code	:	C-13
Voltage	:	DC 6V
Static Current	:	$\leq 40\mu A$
Dinamic Current	:	$\leq 300\text{ mA}$
Working Temp	:	$-10^{\circ}\text{C} \sim 60^{\circ}\text{C}$ / 30% RH $\sim 85\%$ RH
Card Type	:	Mifare Kard RFID M1 (13.56 mhz)
Material	:	ABS
Weight	:	0,25 KG
Dimension	:	76x76x30 mm

ASSEMBLY

- "After opening the case cover, carefully insert the batteries into the battery compartment while paying attention to the poles.
Your case lock will become active at this stage.



- PLEASE OPEN THE COVER MANUALLY AND DO NOT BREAK THE LOCK !!!



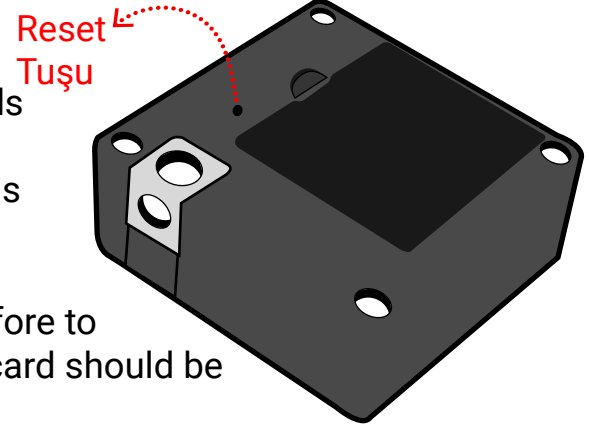
CREATING A USER CARD

- Touch the management card (📶) to the lock. "bottom" sound within 5 seconds after hearing the user card. touch the lock. Creating 13 user cards for; keep touching the user card to the lock.



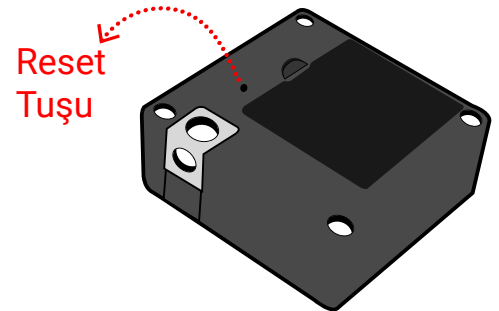
PUBLIC USE

- The door of the cabinet or drawer is left open. After the person with the defined card has left his belongings in the locker, then he closes the cover, reads his card and the lock is locked. Another user until the same card comes and opens it again. When the card is read, the lock does not open.
- The administrator card is authorized to unlock. Therefore to everyone In the open usage mode, the administrator card should be introduced to the lock first.
- The lock has a round reset button next to the battery trap. With the help of a toothpick, briefly press and pull. When you hear the "Dip" sound The lock is open to public use.



MULTI-CARD OPEN USE

- The lock has a round reset button next to the battery cover. Press for 2 seconds with the help of toothpick. "Dip Dip" sound When you hear it, the lock is opened for multi-card use.



CREATING AN ADMINISTRATOR CARD

- After the public or multi-card usage mode is set, The first and second card read after is the manager card.



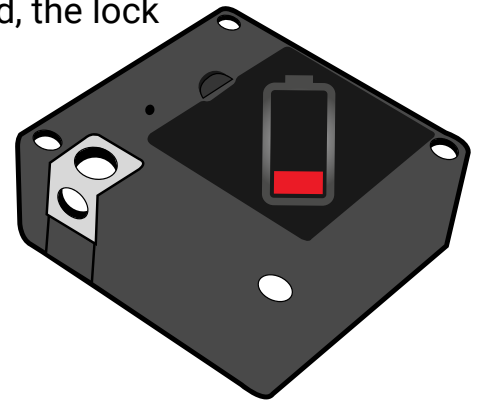
REPLACING THE EXECUTIVE CARD

- After setting the working mode of the lock with the reset button
The first and second card is the master card of this lock.
- If you lose one of the cards, you can use the other manager card.
Read the card 3 times. After the long "beep" sound is heard
The card you pass becomes the new manager card.
- The old lost card becomes invalid.



LOW BATTERY WARNING

- If the battery voltage is lower than 4.5V, when the card is slid, the lock
If you hear "di di di di" 2 times and "di" 8 times in total
indicates that the battery voltage is too low.
- In case of low battery, the lock is automatically unlocked.
- Please replace the battery in time.



EXTERNAL BATTERY UNIT

- If your lock's battery runs out, you can unlock it with the external battery unit. Plug the cable of the battery unit into the cable of the Lock. It gives strength to your lock.

